



WORKSITE SAFETY ITEMS

NSB SOTTO BASETTA 50050



PRODUCT DESCRIPTION

- ▶ Docking station in copolymer polypropylene, with high load capacity, to be used as a support for the scaffold base, with easy storage system



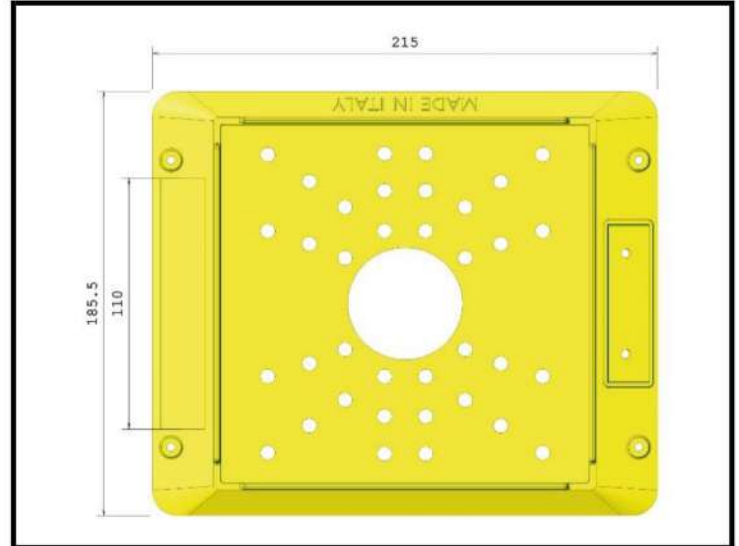

MAIN APPLICATIONS

- Scaffolding and general construction, increase the surface area of the baseplate, reducing the load on the pavement and compensating for irregular and uneven pavements

CARATTERISTICHE

- ▶ Certified load 4.000 kg
- ▶ Load sharing lower grate with stacking cuts
- ▶ 4 holes for nailing with raise collar
- ▶ 36 Holes for liquid outflow
- ▶ Support surface with raised frame for 15x15 cm square and round bases
- ▶ Safety reflectors

TECHNICAL FEATURES



SIZES AND PERFORMANCES

- ▶ Maximum length 215,0 mm \pm 1,0 mm
- ▶ Maximum width 185,5 mm \pm 1,0 mm
- ▶ Maximum height 2,3 mm \pm 1,00 (external ring)
- ▶ Upper surface height 9 mm \pm 1,0 mm (baseplate top surface)
- ▶ Minimum height 15 mm \pm 1,0 mm (raised frame)
- ▶ Maximum permissible load : 4000kg
- ▶ Deformation at maximum permissible load : 1,0 mm \pm 0,5 mm
- ▶ Test method: load application with a speed of 1mm/min on a 150x150mm square plate
- ▶ Do not exceed the safety values indicated on the product

